

# HOUSING GUIDE SALIXVÄGEN



# CONTENTS

## **STAYING AT SALIXVÄGEN** **4**

---

WELCOME TO UPPSALA!	6
ABOUT SALIXVÄGEN	6
YOUR POSTAL ADDRESS	7
KEYS	7
LOSS OF KEYS	8
INSURANCE	8
GUESTS	9

## **FACILITIES AT SALIXVÄGEN** **10**

---

GARBAGE AND RECYCLING	11
LAUNDRY ROOM	12
BICYCLE STORAGE	12
FIRE PROTECTION	13

## **MAINTENANCE AND SERVICES** **14**

---

MAINTENANCE	15
FAULT REPORT	15
DISTURBANCES	16
INTERNET	16
HEATING	17
FUSES	18
VERMIN AND PESTS	18

## **CONTACT US!** **20**

---

# Staying at Salixvägen



# Welcome to Uppsala!

Uppsala University Housing Office (UUHO) rents the rooms on Salixvägen from the house owner Uppsala Akademiförvaltning and sublets them to international students at Uppsala University. This is a non-profit assignment, and the purpose is to provide international students with a possibility to acquire affordable and furnished housing without the long queues typical for the Uppsala rental market.

If you have questions you are always welcome to contact us, but we appreciate it if you read the information provided in this booklet first. At the beginning of the semester (August, September, January and February) many students contact us and therefore our response times are a bit longer than usual. You also have access to a lot of information through your account on My pages on our website.

Uppsala University Housing Office hopes that your stay in Uppsala will be rewarding!  
More information at: [www.housingoffice.se](http://www.housingoffice.se)  
[www.uu.se/welcome](http://www.uu.se/welcome)

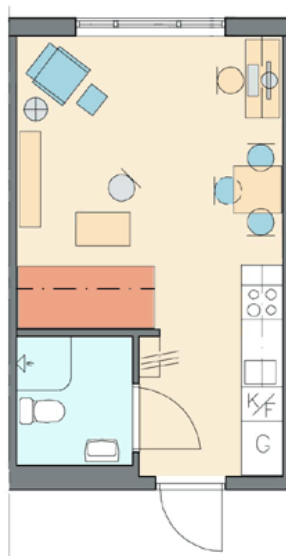
## About Salixvägen

Salixvägen (also called “Lilla Sunnersta”) is situated approximately 6 km south of central Uppsala, close to nature but only a short bus ride to the city center (app. 20minutes bus drive). Salixvägen is a small area with two-story buildings painted in the traditional Swedish red with white corners. Between buildings are green spaces with Ping-Pong tables, barbecue grills and a playground for children. This residential area is usually described as quiet, peaceful and comfortable.



On Salixvägen, we have 44 studio apartments. Each apartment is 25sqm and include private bathroom (WC and shower) and kitchen (with microwave oven and basic equipment).

The studios are furnished with a bed and a mattress (pillow and a quilt is not included ), a desk with a chair and lamp, curtains, 2 chairs with a table, floor lamp, ceiling lamp, armchair, drawers and a book shelf. The kitchen equipment includes everything you need for basic cooking. If you need other equipment, you must buy it yourself. If you buy things, please remove them again when moving out of the apartment.



## Your postal address

To receive letters and packages to your accommodation, make sure your new address is clearly written on the envelope/package:

(Your name)  
Salixvägen (house number), (room number/lantmäterinummer\*)  
756 42 Uppsala  
Sweden

\*You find the "lantmäterinummer" on your contract. It is a 4-digit number.

**NOTE:** You cannot send anything to your new mailbox prior to your arrival in Sweden.

The Swedish postal service will deliver letters and packages directly to your mailbox. If the parcel or envelope is too large to be delivered to the mailbox, the parcel will be delivered to a nearby postal service point, and you will instead receive a slip in your mailbox with details on where and when you can go and pick it up.

## Keys

You will receive 1 door key that goes to your apartment and mailbox and a key for the booking cylinder to the laundry. When you pick up your keys you will also get a small note with codes for the building and facilities in the area.

All tenants are responsible to keep their keys, tags and/or cards in a safe place. Never keep any information about your address or room number together with your keys. Remember to lock your door when you leave the room.



## Loss of Keys

It is very important that you contact Uppsala University Housing Office as soon as possible if you lose your key or tag. If a key is lost or stolen the door lock must be changed. The tenant will be charged of the cost incurred with the new lock, keys, and tags. It is very expensive to change a door lock, so for your own sake, keep your keys safe.

If you lose your key during weekends or nights, you will need to call Fastighetssnabben for opening assistance, +46-(0)18-14 30 20. This after hour service will attract a fee, which will be invoice to you after.

## Insurance

The tenant is obligated to have an adequate home insurance. The tenant will be liable to cover costs for damages in the accommodation caused by neglect or on purpose. Damages and repairs can amount to considerable costs so it is important to make sure you are well protected.

Most exchange students and fee-paying master students are covered by an insurance policy taken by Uppsala University at Kammarkollegiet (the legal, financial and administrative service agency) called STUDENT IN. Check with Kammarkollegiet or Uppsala University if you are covered by the policy and what it includes.

Your home university or home insurance company might be able to inform you concerning home insurance abroad. The Uppsala Student Union ([www.uppsalastudentkar.se](http://www.uppsalastudentkar.se)) can also assist you in arranging a Swedish home insurance for a reasonable price.







## Guests

The room that has been allocated to you is the residence of the contracted tenant only. You are responsible for visiting guests and must make sure that guests do not disturb others and respect regulations in the building. The tenant is not allowed to have visitors staying overnight in the room. For guest accommodation please have a look at the website [www.studentboet.se](http://www.studentboet.se) (under "Temporary Housing" for a list of hostels and hotels in and around Uppsala).

# Facilities at Salixvägen

## Garbage and recycling

In Sweden you are expected to recycle as much of your household waste as possible. There is a garbage facility marked “Miljöstuga/Soprum” located in the middle of the buildings. This facility contains different containers for different kinds of waste. Sort your garbage carefully and make sure that your garbage bag is securely closed before you throw it in the right container.



Your recycling facility has the following containers:

- **Kompost (food waste)** – everything that can decompose into soil: leftovers, eggshell, coffee-grounds, unbleached kitchen paper.
- **Plast (Plastic packagings)** - Plastic containers, tooth paste tubes, ketchup bottles, etc.
- **Pappersförpackningar ( Paper packaging)** - All packagings containing at least 50% paper. This includes milk cartons, cardboard, waxed paper, empty toilet rolls and paper grocery bags.
- **Metall (metal containers)** - Food tins, metal tubes for mustard, mayonnaise or such, aluminum foil, vegetable cans.
- **Färgat glas, ofärgat glas (Coloured glass, uncoloured glass)** - Glass containers, glass bottles, glass jars. Divide them into clear, see-through glass and coloured glass.
- **Brännbart / Restavfall (combustible)** - Burnable waste that cannot be reused or recycled other than by their energy content. For example: envelopes, cotton, cleaning waste, rubber, wood, plastic items like toothbrushes and dish brushes.
- **Batterier (batteries)** – old empty batteries of any kind.


Garbage that you cannot recycle in your housing area should be brought to one of the municipalities recycling stations. Here you can leave almost all kinds of waste, for example batteries, clothes, broken furniture, light bulbs, broken electrical goods, cooking oil, broken plates and drinking glasses. For more information, visit [www.upsala.se](http://www.upsala.se).

## Laundry room

In your accommodation area there are 4 common washing facilities (Swedish: **Tvättstuga**) that you are welcome to use. You will find two in the small building near house 1 and two more near house 6.

You have to book a laundry session in advance in order to do your laundry. Outside the laundry room you will find a booking board mounted on the wall (see picture of booking board below). The laundry key you have received will allow you to move the booking cylinder with your room number on. Place the cylinder in the board to secure a time slot when you can use the laundry. When it is time to use the laundry room, you move the cylinder from the booking board to the lock of the laundry room so only you can access the room during your time slot. Using the laundry room is free of charge but you must bring your own detergents.

When finishing up in the common laundry room, make sure to leave it tidy and clean for the next person. There are instructions posted in the laundry that you should follow when using the facility.



## Bicycle storage

There is no storage room for bicycles in this accommodation area but there is bicycle parking right outside the front door of the building. Make sure you have an adequate lock on your bicycle when parked outside.



## Fire protection

Every room has a fire alarm installed in the ceiling. You are responsible to regularly check that the alarm is working. If the alarm seems broken, missing or makes a beep sound every ten minutes (which indicates that the battery needs to be replaced), please report this immediately to Fastighetssnabben.

**NOTE:** Costs associated with fire alarms triggered by carelessness will be charged to the tenant causing the alarm. Pay attention while cooking, be careful not to cause any smoke that might trigger the fire alarm and never leave any candle lights unattended.

It is strictly forbidden to clog the fire alarm with paper or other items. This kind of behaviour puts your life and the lives of others in danger and is utterly unacceptable.

Due to fire safety reasons, it is important to keep the shared areas, corridors and staircases free from any object, including shoes, doormats, bikes and garbage. These areas must be kept clear at all times as they are emergency escape paths in the event of a fire or other incident.

# Maintenance and Services

## Maintenance

Your room will be your home for some time and we expect you to take well care of it. Cleaning and upkeep of the room is the student's own responsibility. This also includes taking out the garbage and waste to the recycling facilities.

### We kindly ask you to respect a couple of rules:

- Furniture must not be removed from the room. You are personally responsible for furniture and equipment in your room.
- Posters, tape or other things that may damage the walls are not allowed.
- Smoking is not allowed anywhere inside the buildings.
- Respect your neighbors' need for privacy and silence, especially after 10 pm.
- Remove the garbage regularly.
- Do not throw away any oil (like frying oil) from cooking, in the sink. The oil should be collected and taken to a recycling facility.
- Do not store any waste or garbage in your room or in common areas.
- Clean the bathroom, especially the **drains regularly**, both in the shower and in the sink. Keep bathroom door open after taking a shower and clean walls regularly to avoid that mold starts to develop.



## Fault report

If anything is missing, malfunctioning, or broken in your accommodation— make a fault report. Regular maintenance by the caretakers is free of charge. In the beginning of the semester the caretakers have a lot to do when so many tenants move in at the same time. Therefore, the wait is a bit longer during these periods, so please be patient. Urgent problems will of course be prioritized.

Make sure that your service request includes your address, room number, e-mail address and phone number (preferably Swedish). You should always write in the request if you allow the caretakers to enter your room with a service key if you are not at home. This will make it easier for the caretakers and they can fix the problem sooner. For the caretakers to be able to use the service key you must put your lock in service position (take out your key in "10 o'clock position": \ )



All problems concerning **plumbing, heating, electricity or other installations** in the house should be reported to the house owner, contact Fastighetssnabben: telephone: +46- (0)18- 143020; report online: <https://www.uaf.se/en/service-request/>.

Problems concerning **furniture, microwave or kitchen-ware** are to be reported directly to Uppsala University Housing Office. Contact: [info@housingoffice.se](mailto:info@housingoffice.se) Tel: 018-4905100.

Some things you are expected to take care of yourself, like changing light bulbs, cleaning the drains and replacing fuses (read more under section “fuses”). For example, if the light doesn’t work you must buy a new light bulb yourself, and change it. If the light still doesn’t work with a new light bulb – then please make a fault report to Fastighetssnabben.

For emergencies with plumbing, heating, electricity or other installations outside of office hours, contact the emergency services on phone: +46- (0)18- 143020.

**NOTE:** non-urgent matters should not be reported to the emergency after hours services. If it can wait until the next weekday – report it to the regular number. Costs for reports made unnecessarily to the emergency number may be invoiced to the tenant.

If you are unsure of where to report a problem, you can log onto My pages or contact our office for guidance. If the problem is not solved within 7-10 days, please contact UUHO and we will help you check the progress. Reporting a problem to the wrong instance (House owner/UUHO) may result in unnecessary costs.

## Disturbances

In apartment buildings you must tolerate a certain degree of noise from your neighbours, however, it should be quiet after 10 pm. Be respectful of your neighbours. If you experience problems with disturbing neighbors, loud music, or similar, you are welcome to make a disturbance report to: +46- (0)18- 143020.

## Internet

Internet is provided through an agreement between the house owner and an external supplier. In order to have access to internet you must buy/bring your own net cable, there is no wifi.

For internet support contact [info@housingoffice.se](mailto:info@housingoffice.se).

Sometimes, one of our tenants leave their router in the room when they move out. We typically don’t throw this kind of equipment away, so we leave them for the next student arriving. Please note that we do not offer any replacement or technical support for the connection through routers left behind by tenants.



## Heating

The heating system in the building is regulated centrally and the radiators typically have a thermostat that controls the radiator according to the temperature in your room. You can expect 20 degrees in the room and the radiators are tuned to this temperature. If the temperature drops below 20 degrees, the radiators will automatically heat up but when the temperature reaches 20 degrees, they will cool down again.

If the temperature in your rooms is consistently lower than 20 you should make a fault report to Fastighetssnabben. Please note that you must measure the temperature yourself before making a report. Use a calibrated thermometer and measure in the middle of the room. If the thermometer shows temperatures below 20 (+/- 1 degree if outside temperatures are shifting), make a fault report.

20 degrees is the standard temperature provided in Swedish rental apartments where heating is included in the rent. We all experience temperatures differently and 20 degrees may seem cold, especially in the autumn when the outside temperatures starts to drop. NOTE: it is not allowed to use extra radiators as they may overload the electrical system and due to high electricity rates, may result in extra costs for the tenant.

**NOTE:** it is not allowed to use extra radiators as they may overload the electrical system and due to high electricity rates, may result in extra costs for the tenant.

### Here are a few quick tips for comfort:

- Make sure not to put furniture or curtains in front of the radiator as they may prevent heat from spreading in the room.
- Close curtains or blinds during cold nights to reduce heat loss through the window.
- Wear a sweater and warm socks if you are inactive in your room, to keep yourself



comfortable.


- To weather your room: Open the window wide for a minute and then close it, instead of leaving the window open for a long time.

## Fuses

The electricity in your room is connected through a fuse box located next to your front door. If the system is overloaded or short circuited, a fuse will switch off to protect the electrical system of the building.

### If this happens follow these steps:

1. Make sure to unplug any device that may have caused the problem.
2. Check the fuse box to see if one of the fuses has blown.
3. There are two types of fuses: automatic fuse switches and porcelain fuses than you must change when blown.
  - a. Automatic fuses can simply be switched on again after you have unplugged the device causing the electrical problem.
  - b. Porcelain switches has a little coloured circle in the middle of the fuse – if it has detached, the fuse is blown and must be unscrewed and replaced with a



new. You can buy these at most supermarkets or hardware stores. Bring the old one to make sure you buy the right kind.

4. If the problem persists or if you cannot locate the cause, make a fault report to Fastighetssnabben.
  - a.
  - b.

## Vermin and pests

If you suspect your room has got vermin or pests it is important that you report this immediately to Uppsala University Housing Office: [info@housingoffice.se](mailto:info@housingoffice.se), and they will book an inspection.

UUHO will provide all the information you need about what you must do to get rid of the vermin. The house owner has its own insurance and there will be no charges for you if you report the problem immediately when discovered.



# Contact us!

**Uppsala University Housing Office**

**E-mail**

[info@housingoffice.se](mailto:info@housingoffice.se)

**Telephone**

+46 (0)18-490 51 00

**Visiting Address**

Kungsgatan 27  
753 21 Uppsala

**Please check our website for opening hours**

[www.housingoffice.se](http://www.housingoffice.se)



UPPSALA UNIVERSITY  
**HOUSING  
OFFICE**

Edition 2025-11-30